

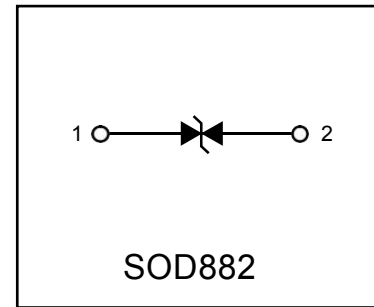
## Transient Voltage Suppressors for ESD Protection

### General Description

The SXESD8VPE is designed to protect voltage sensitive components from ESD and transient voltage events. Excellent clamping capability, low leakage, and fast response time, make these parts ideal for ESD protection on designs where board space is at a premium.

### Applications

- Cellular phones
- Portable devices
- Digital cameras
- Power supplies



### Features

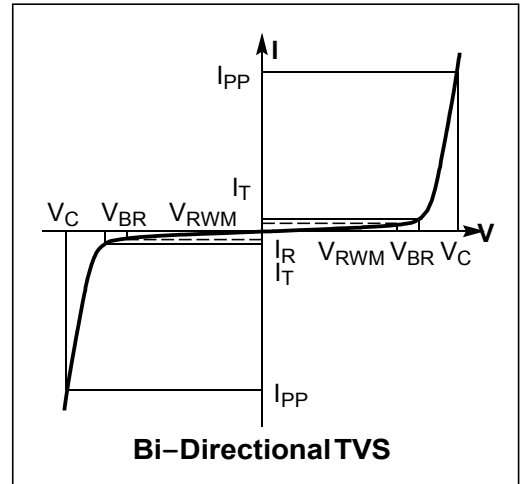
- Small Body Outline Dimensions
- Low Body Height
- Peak Power up to 80 Watts @ 8 x 20  $\mu$ s Pulse
- Low Leakage
- Response Time is Typically < 1 ns
- ESD Rating of Class 3 (> 16 kV) per Human Body Model
- IEC61000-4-2 Level 4 ESD Protection
- IEC61000-4-4 Level 4 EFT Protection
- We declare that the material of product compliance with RoHS requirements.

### Absolute Ratings ( $T_{amb}=25^{\circ}C$ )

Symbol	Parameter	Value	Units	
$P_{PP}$	Peak Pulse Power ( $t_p = 8/20\mu s$ )	80	W	
$T_L$	Maximum lead temperature for soldering during 10s	260	$^{\circ}C$	
$T_{stg}$	Storage Temperature Range	-55 to +150	$^{\circ}C$	
$T_{op}$	Operating Temperature Range	-40 to +125	$^{\circ}C$	
$T_j$	Maximum junction temperature	150	$^{\circ}C$	
	IEC61000-4-2 (ESD)	air discharge contact discharge	$\pm 20$ $\pm 15$	KV
	IEC61000-4-4 (EFT)		40	A
	ESD Voltage	Per Human Body Model	16	KV

**Electrical Parameter**

Symbol	Parameter
$I_{PP}$	Maximum Reverse Peak Pulse Current
$V_C$	Clamping Voltage @ $I_{PP}$
$V_{RWM}$	Working Peak Reverse Voltage
$I_R$	Maximum Reverse Leakage Current @ $V_{RWM}$
$I_T$	Test Current
$V_{BR}$	Breakdown Voltage @ $I_T$
$I_F$	Forward Current
$V_F$	Forward Voltage @ $I_F$

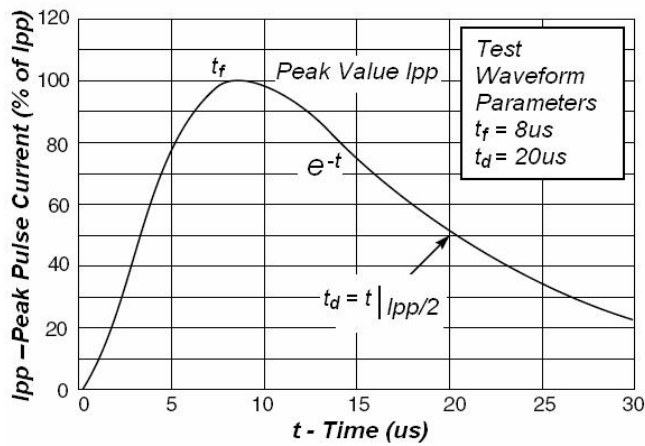


**Electrical Characteristics** Ratings at 25°C ambient temperature unless otherwise specified.  $V_F = 0.9V$  at  $I_F = 10mA$

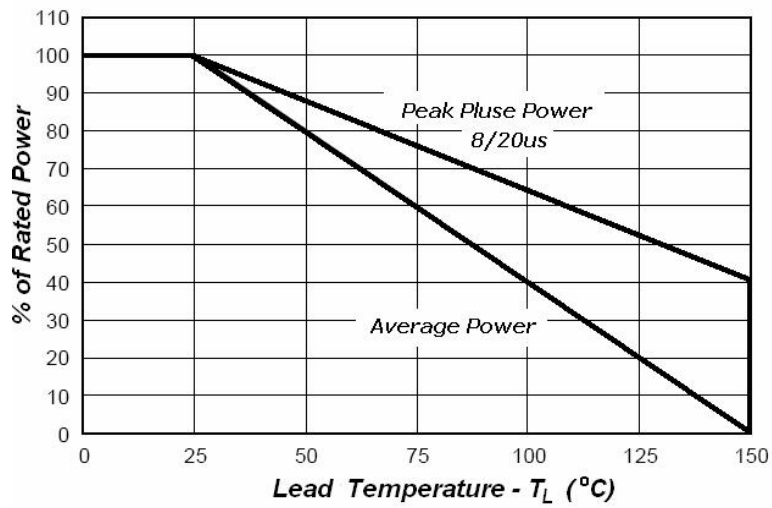
Device	$V_{RWM}$ (V)	$I_R(\mu A)$ @ $V_{RWM}$	$V_{BR}$ (V) @ $I_T$ (Note 1)	$I_T$	$V_C$ (V) @ $I_{PP}=3 A^*$	$V_C$ (V) @ Max $I_{PP}^*$	$I_{PP}$ (A)*	$P_{PK}$ (W)*	$C$ (pF)
	Max	Max	Min	mA	Typ	Max	Max	Max	Typ
SXESD8VPE	8.0	1.0	9.0	1.0	13	16	5	80	16

\*Surge current waveform per Figure 1.

1.  $V_{BR}$  is measured with a pulse test current  $I_T$  at an ambient temperature of 25°C.



**Fig1. Pulse Waveform**



**Fig3. Power Derating**

**SOD882**

DIMENSION OUTLINE:

Unit:mm

